



### District Report Card: 2017


<b>State:</b> Assam	<b>District:</b> Tinsukia
<b>Class:</b> 3	<b>Subject:</b> Language
<b>Schools:</b> 61	<b>Students:</b> 1106


### Participation/Coverage


#### Students

<div>GENDER</div> <div></div>	Boys		Girls	
	Number	%	Number	%
	567	51.27	539	48.73

<div>AREA</div> <div></div>	Rural		Urban	
	Number	%	Number	%
	958	86.62	148	13.38

<div>CATEGORY</div> <div></div>	SC		ST		OBC		GEN	
	Number	%	Number	%	Number	%	Number	%
	52	4.70	49	4.43	872	78.84	133	12.03

<div>CWSN</div> <div></div>	LD	VI	HI	S&LD	ID	Oth
	3	1	0	4	3	0

<div>Management</div> <div></div>	Government		Government-aided	
	Number	%	Number	%
	735	66.46	371	33.54

### Average Performance of Students in Language (%)

Overall	Gender		Area		Management		Social Group			
	Male	Female	Rural	Urban	Govt.	Aided	SC	ST	OBC	GEN
60.74	61.85	59.57	59.58	68.24	62.51	57.21	61.79	59.05	60.14	64.86

## Performance on Learning Outcomes (LOs)

Learning Outcomes	Description	Average Performance(%)
L304	Reads small texts with comprehension i.e., identifies main ideas, details, sequence and draws conclusions	60.96
L312	Reads printed scripts on the classroom walls: poems, posters, charts etc.	60.29

Range of Performance of Students who Answered Correctly							
Below 30%		30% - 50%		50% - 75%		Above 75%	
Number	%	Number	%	Number	%	Number	%
144	13.02	257	23.24	351	31.74	354	32.01

## Lowest Performing Learning Outcomes (LOs)

1 - Reads printed scripts on the classroom walls: poems, posters, charts etc. (60.29)

2 - Reads small texts with comprehension i.e., identifies main ideas, details, sequence and draws conclusions (60.96)